


# QuCam for Teltonika RUT950

**Outdoor CCTV LTE PoE gateway with embedded LTE router & PoE switch for CCTV cameras.**

QuCam for RUT950 is a powerful outdoor industrial gateway for professional CCTV application with embedded PoE switch for up to 3x CCTV cameras and place to install Teltonika RUT9500 (not included in gateway set). QuCam for RUT950 also has integrated omnidirectional LTE and Wi-Fi MIMO 2x2 antennas. The mobile router delivers high performance for mission-critical cellular communication in harsh and hazardous environments where a wide operating temperature is required. Equipped with two external SIM holders.




PASSIVE POE INPUT 44V ~ 60V  
(QUPSU P561 INCLUDED)




3 X ACTIVE POE OUTPUT (802.3 AF / AT)



SIM CARD SLOT




OUTDOOR ANTENNA WORKS IN ANY WEATHER CONDITIONS, IP67



MOUNTING SYSTEM WITH TWO PLANES, 60 DEGREES REGULATION



MADE IN EUROPE



## LTE ANTENNA SPECIFICATION

<b>FREQUENCY</b>	694 - 960 MHz 1.7 - 2.2 GHz 2.5 - 2.7 GHz
<b>SUPPORTED LTE/5G BANDS</b>	1, 2, 3, 4, 5, 7, 8, 9, 10, 12, 13, 14, 17, 18, 19, 20, 25, 26, 27, 28, 29, 33, 34, 35, 36, 37, 38, 39, 44, 65, 66, 67, 68, 69, 85, 103, n80, n81, n82, n83, n84, n86, n89, n95, n98, n100, n101, n256
<b>GAIN</b>	694 - 960 MHz : 2 dBi 1.7 - 2.2 GHz : 2 dBi 2.5 - 2.7 GHz : 4 dBi
<b>VSWR</b>	<1.50, max <2.50
<b>BEAMWIDTH</b>	360°/25° ±5°
<b>POLARIZATION</b>	Vertical
<b>IMPEDANCE</b>	50 Ω

## WI-FI ANTENNA SPECIFICATION

<b>FREQUENCY</b>	2.4 - 2.5 GHz
<b>GAIN</b>	3 dBi
<b>VSWR</b>	<1.70, max <2.00
<b>BEAMWIDTH</b>	360°/25° ±5°
<b>POLARIZATION</b>	2x Vertical
<b>IMPEDANCE</b>	50 Ω

## POE SWITCH SPECIFICATION

<b>LAN PORTS</b>	6x RJ45 10/100Mbps
<b>POE INPUT</b>	1x Passive PoE input 44-60V (LAN_5)
<b>POE OUTPUT</b>	4x Active PoE 802.3af/at (LAN_1-4) 1x Passive PoE output 24V/24W (LAN_6)
<b>POE OUTPUT PROTECTION</b>	LAN_1-4: 0.75A, LAN_5: 1.25A (separate resettable fuses)
<b>PASSIVE POE MODE</b>	mode B (4,5+) (7,8-)
<b>LEDS</b>	1x Power on (white, on board), 6x Link (orange, on port), 6x Transmit (green, on port)
<b>OPERATING TEMPERATURE</b>	-10°C ... +40°C
<b>INSTALLATION</b>	4x holes Ø2.5mm
<b>DIMENSIONS</b>	73mm x 145mm x 17mm (WxLxH)
<b>WEIGHT</b>	69.5g

## POWER SUPPLY ELECTRICAL INPUT SPECIFICATION

<b>INPUT VOLTAGE</b>	110 ... 240VAC
<b>INPUT FREQUENCY</b>	50 ... 60Hz
<b>INPUT CURRENT</b>	max. 2A RMS
<b>INRUSH CURRENT</b>	max. 30A
<b>AC LEAKAGE CURRENT</b>	max. 3.5mA
<b>EFFICIENCY</b>	min. 80% @ 100VAC, 84% @ 240VAC
<b>DIELECTRIC STRENGTH (PRIMARY TO SECONDARY)</b>	2kVAC/5mA/1s
<b>INPUT SOCKET</b>	IEC320-C6
<b>AC POWER CORD</b>	1.5m length, 3 pins EU or UK plug

## POWER SUPPLY ELECTRICAL OUTPUT SPECIFICATION

<b>OUTPUT VOLTAGE</b>	56VDC
<b>MIN. LOAD</b>	0A
<b>MAX. LOAD</b>	1A
<b>PEAK LOAD</b>	1.46A
<b>OUTPUT POWER</b>	56W
<b>LINE REGULATION</b>	± 3%
<b>LOAD REGULATION</b>	± 5%

<b>RIPPLE</b>	560mVpp
<b>TURN ON DELAY TIME</b>	max. 5s
<b>RISE TIME</b>	max. 40ms
<b>HOLD UP TIME</b>	min. 5ms
<b>OVERSHOOT</b>	max. 15%
<b>PROTECTIONS</b>	Short circuit, over current (110 ... 200% of DC output)
<b>ETHERNET PORTS</b>	Input (LAN): 1x RJ45 10/100Mbps Output (PoE): 1x RJ45 10/100Mbps
<b>POE MODE</b>	mode B: pins 4,5 + / pins 7,8 -
<b>LEDS</b>	Green: Power supply is on Orange: PoE device connected

## **POWER SUPPLY MECHANICAL SPECIFICATION**

<b>MTBF</b>	30,000 operating hours confidence-level at 80% load, 25°C
<b>OPERATING TEMPERATURE</b>	-10°C ... +45°C
<b>STORAGE TEMPERATURE</b>	-20°C ... +85°C
<b>HUMIDITY</b>	5% @ 0°C, 90% @ 40°C
<b>SIZE</b>	146 x 59 x 30mm (LxWxH)
<b>SAFETY</b>	CE: EMC/LVD / FCC Part 15 Class B/ EN55022 Class B/ EN55024

## FREQUENCY BANDS

**LTE / 4G GSM**

5	8	12	13	14	17	18	
19	20	26	27	28	29	44	
67	68	85	103	n81	n82	n83	
n98	n100						
617 MHz							960 MHz

**LTE / 4G UMTS**

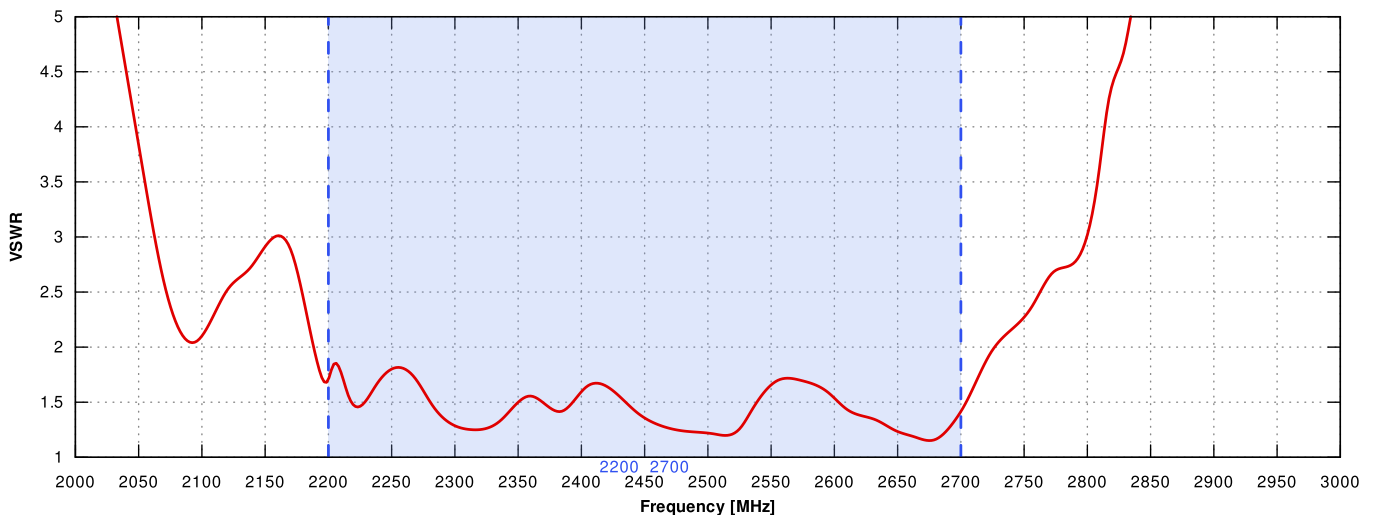
1	2	3	4	9	10	25	
33	34	35	36	37	39	n80	
n84	n86	n95	n98	n101			
1710 MHz							2170 MHz

**LTE / 4G**

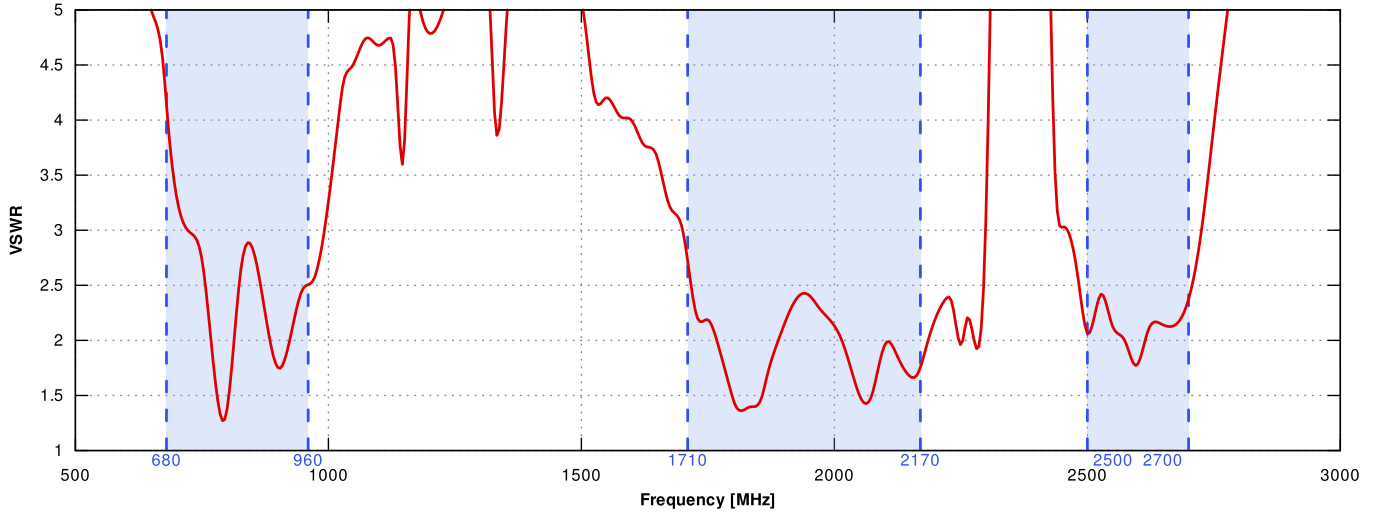
2400 MHz	7	38	69				2700 MHz
----------	---	----	----	--	--	--	----------

## PLOTS

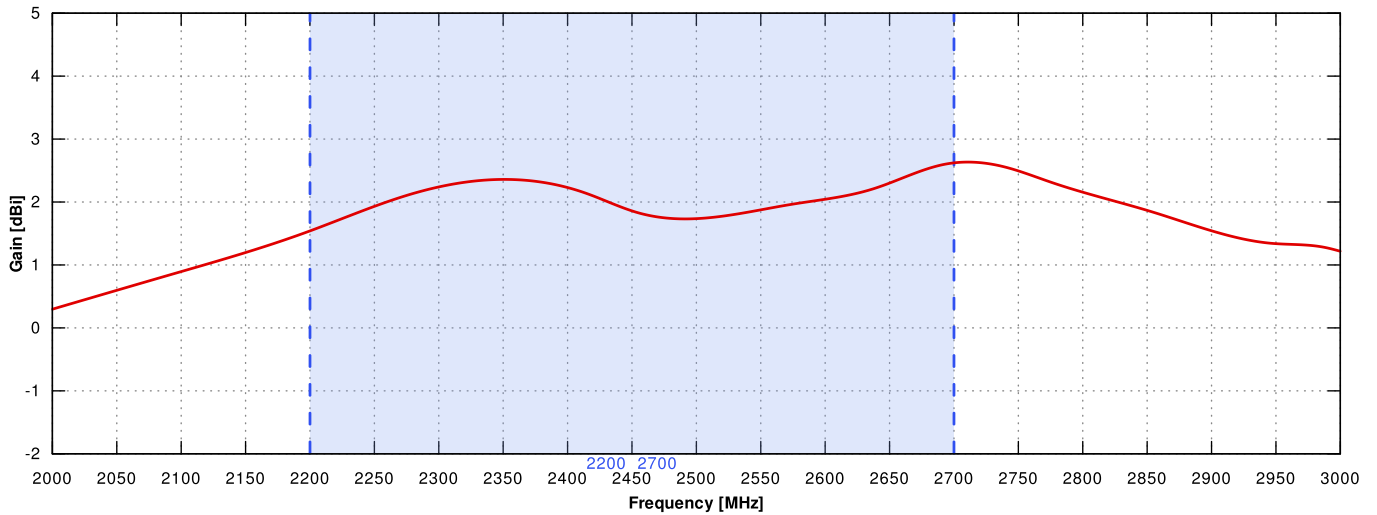
VSWR FOR WI-FI ANTENNA



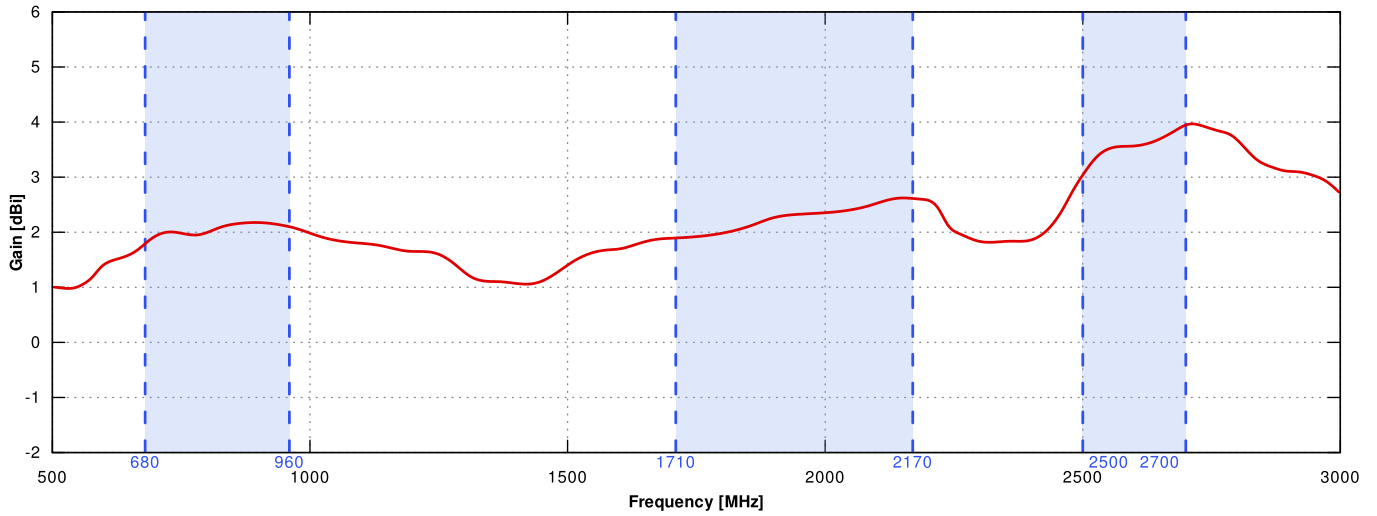
### VSWR FOR LTE ANTENNA



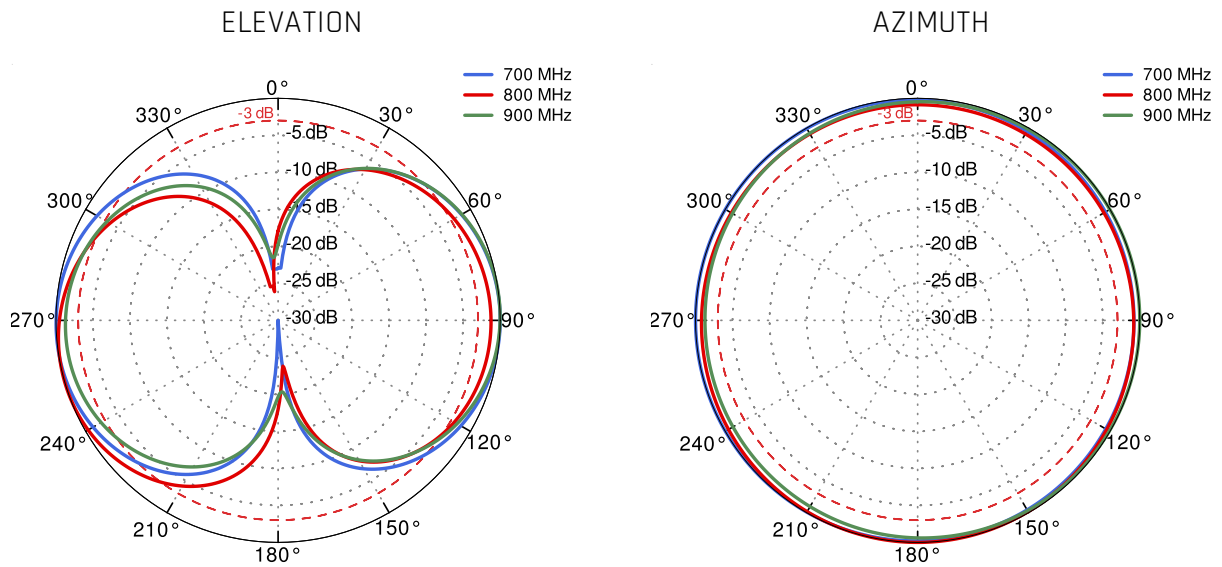
### GAIN FOR WI-FI ANTENNA



### GAIN FOR LTE ANTENNA

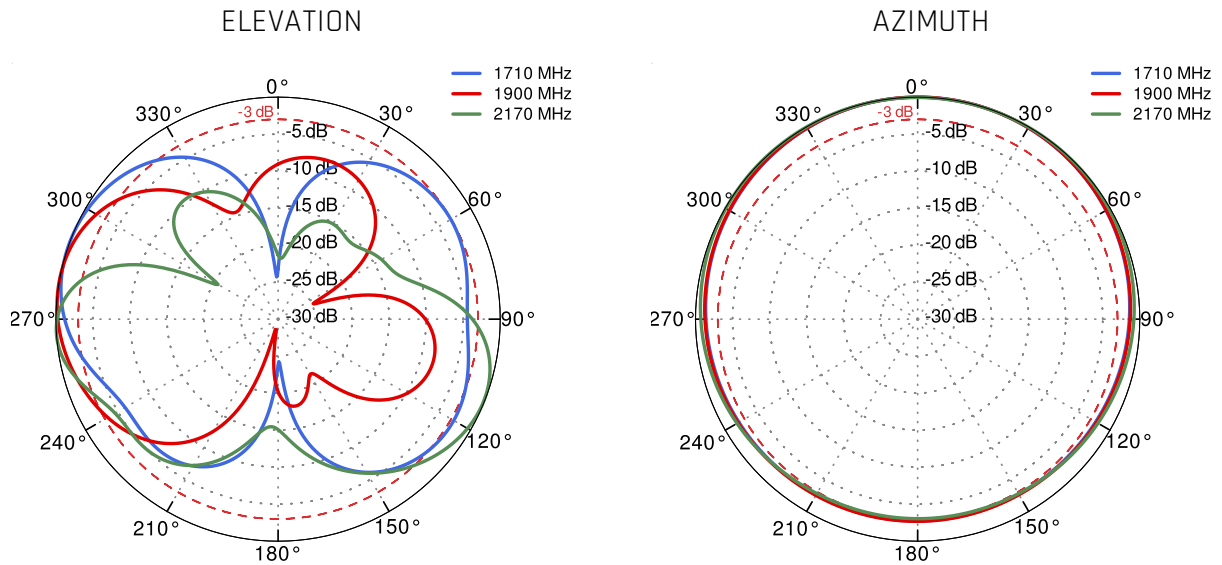


### LTE from 700MHz to 900MHz

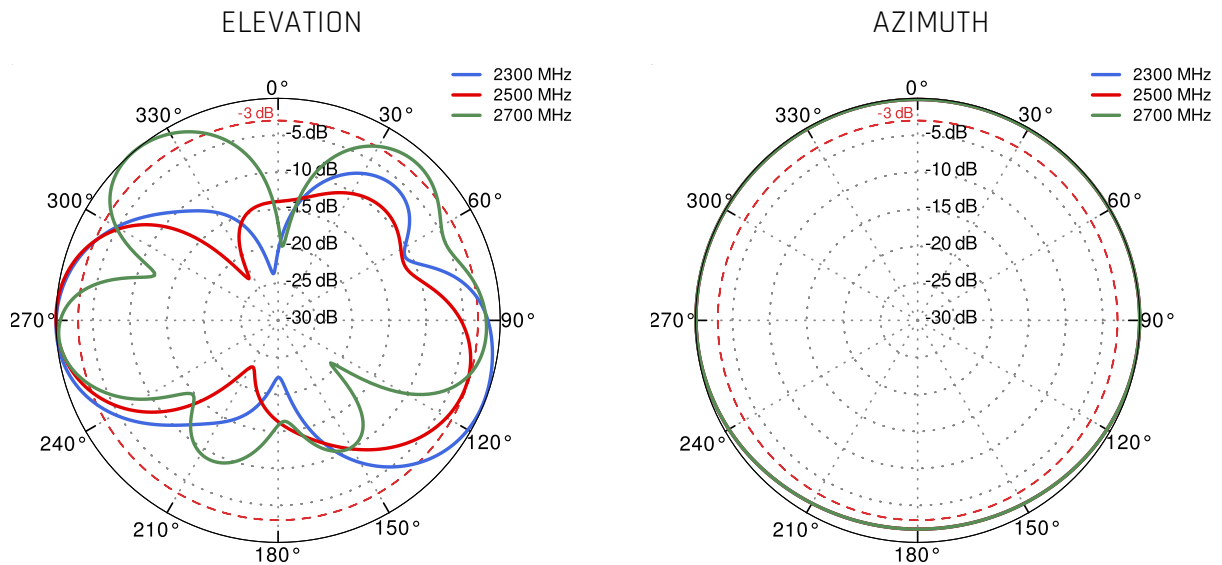




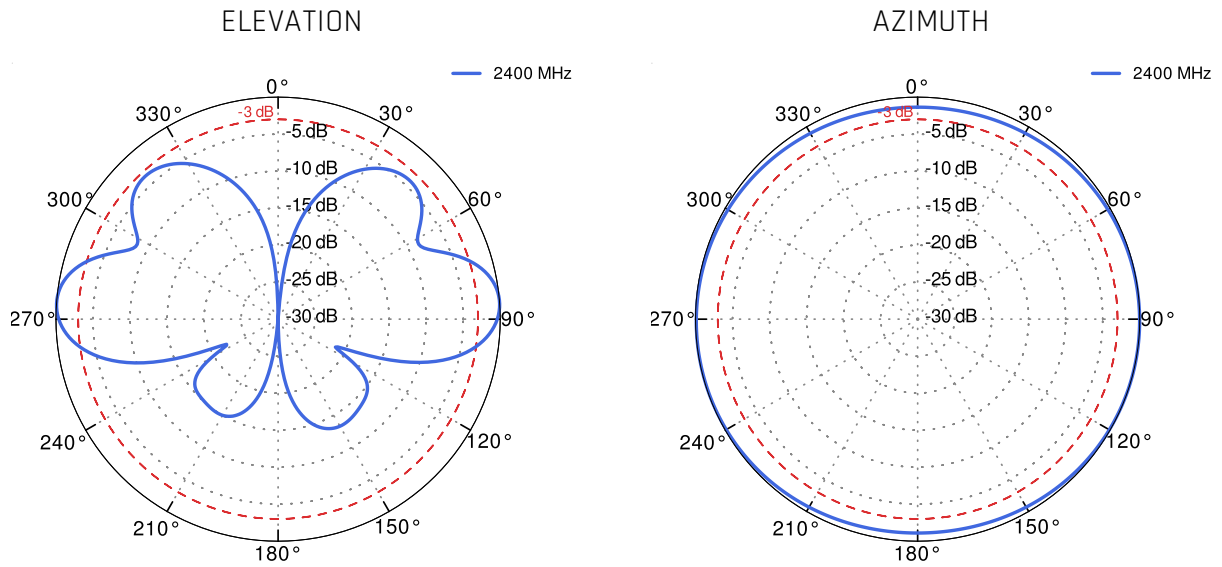
LTE from 1.71GHz to 2.17GHz



LTE from 2.3GHz to 2.7GHz



## Wi-Fi 2.4GHz to 2.5GHz



**DIMENSIONS**
